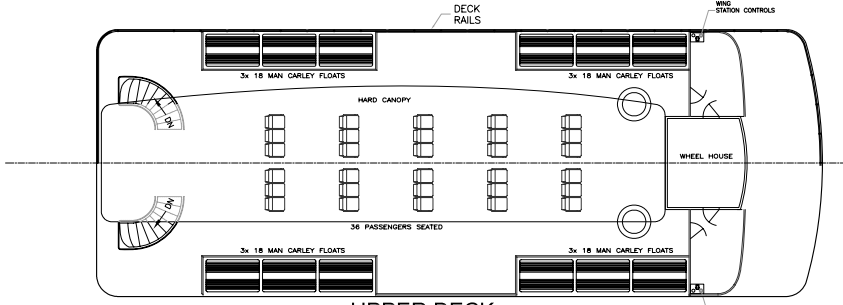
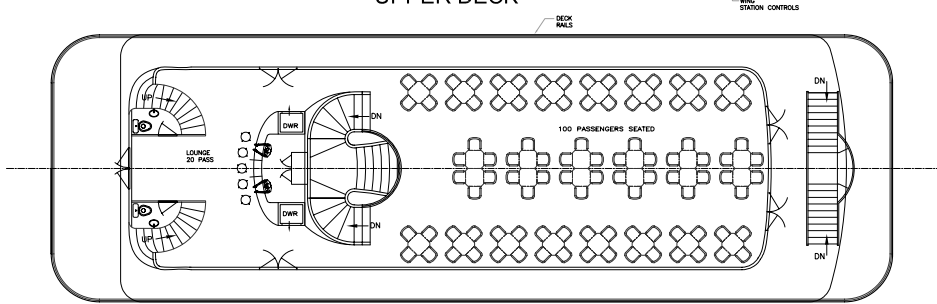


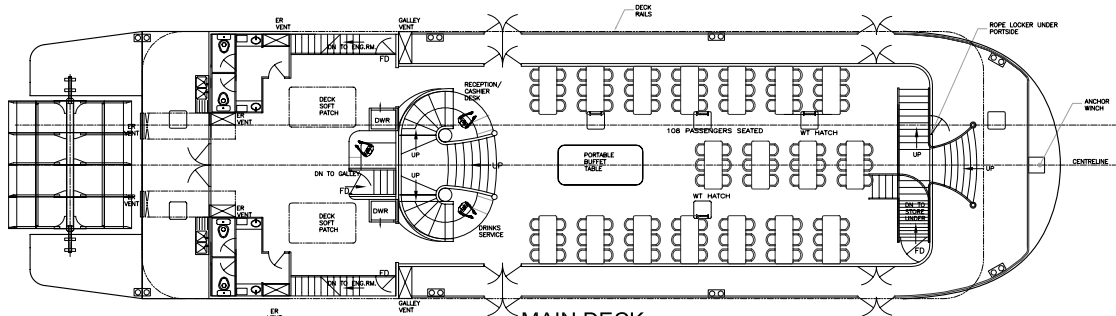
EXTERIOR STB PROFILE



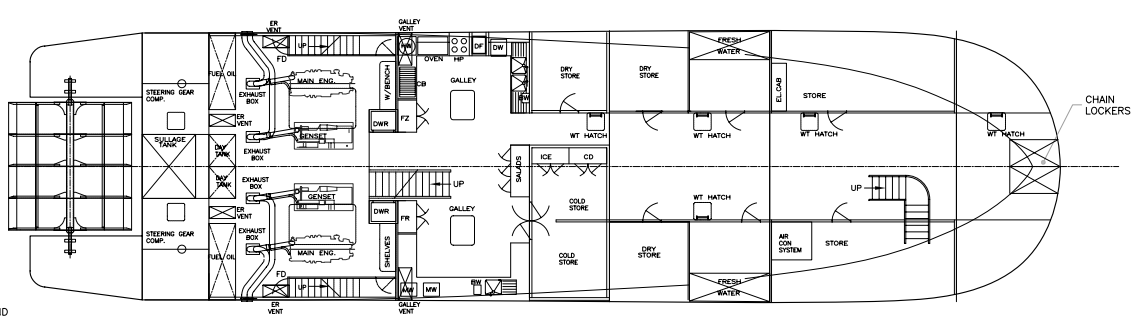
UPPER DECK



SALOON DECK



MAIN DECK



BELOW DECK

- LEGEND
- FD = FIRE DOOR
 - FR = FRIDGE
 - FZ = FREEZER
 - DWR = DUMB WAITER
 - DW = DISH WASHER
 - CD = COLD DRINKS CABINET
 - MW = MICROWAVE
 - BW = BOILING WATER UNIT
 - CB = CHAR BROILER
 - DF = DEEP FAT FRYER
 - HP = HOT PLATE
 - HW = HOT WATER TANK

PRINCIPAL DIMENSIONS	
Length Overallabt.....40.00m
Hull Length34.50m
Hull Breadth10.00m
Depth at Side2.60m
Average Draught1.20m
Number of PassengersApprox. 260
Fuel Oil Tank Capacity12,000 ltrs
Fresh Water Tanks12,000 ltrs

REV	DATE	DESCRIPTION	DRAWN
01	21.10.05	CLIENT APPROVED.	

COMMERCIAL NAVAL ARCHITECTS PTY LTD ACN 103 573 137

P.O. BOX 666 MASTHEAD WAY
SANCTUARY COVE QLD 4212
AUSTRALIA

TEL (07) 5577 9899
FAX (07) 5577 8955
WWW.NAVALARCHITECT.COM.AU

CLIENT: 40M PADDLEWHEELER

TITLE: GENERAL ARRANGEMENT (final)

DATE: 26 APR 05 DRAWN: AR/DJMc SCALE: 1:100 DRG No.: 976-G1 PAPER SIZE: A1

© COPYRIGHT - ALL RIGHTS RESERVED