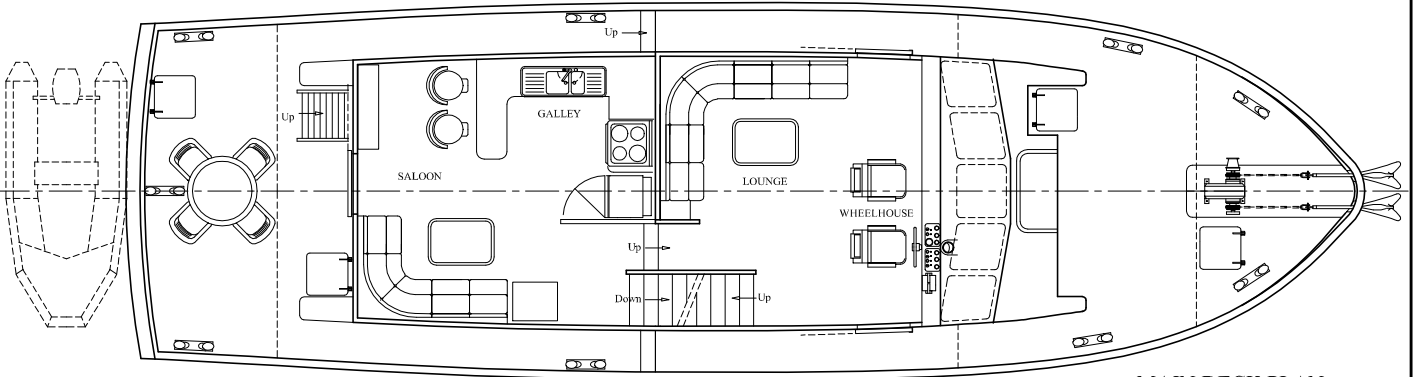
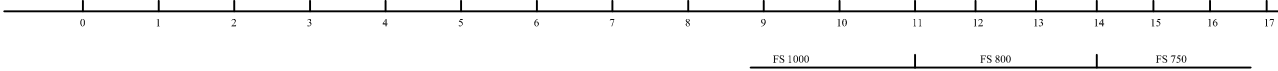
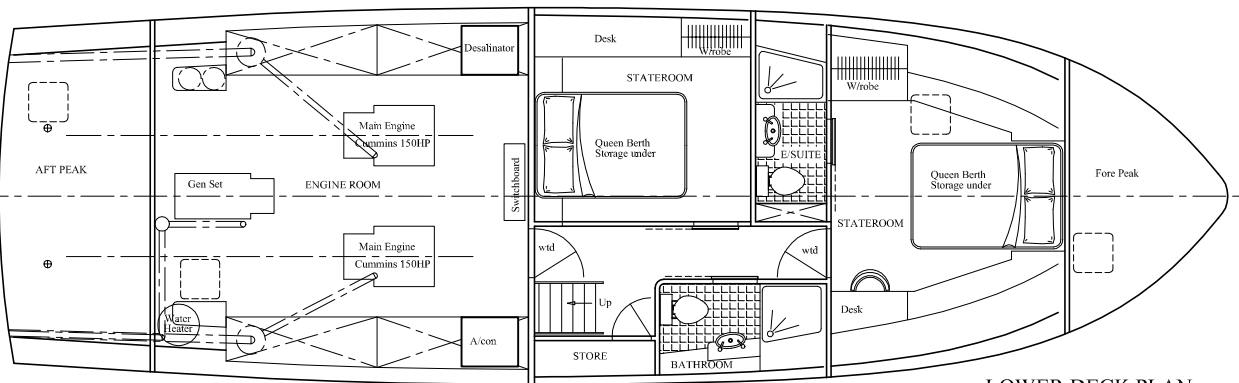
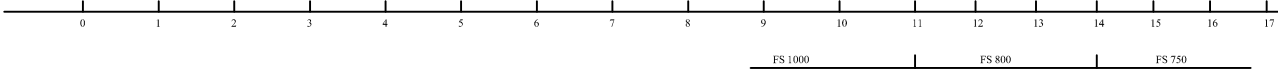


PROFILE



MAIN DECK PLAN



LOWER DECK PLAN

LOA	16.3 m	(53.5 ft)
LWL	14.9 m	(48.9 ft)
BREADTH	5.0 m	(16.4 ft)
DEPTH	2.9 m	(9.5 ft)
DRAFT	1.5 m	(4.9 ft)

JMD
GOLD COAST NAVAL ARCHITECTS
 JOHN LIND MARINE DESIGN PTY LTD A/CN 00261010 1/4 GOLD COAST NAVAL ARCHITECTS
 P.O. BOX 328 MASTHEAD WAY
 SANCTUARY COVE QLD 4212
 AUSTRALIA
 TEL (07) 5577 9899
 FAX (07) 5577 8985
 WWW.JLMD.COM.AU

PROJECT: GOLD COAST 53
 TITLE: GENERAL ARRANGEMENT
 © COPYRIGHT - ALL RIGHTS RESERVED

DATE	DRAWN	SCALE	DRG No.
05.03.01	JLMD	NTS	719-G1

REV DATE	DESCRIPTION	DRAWN